



lumini Solucoes em Iluminacao LTDA
www.lumini.com.br
Email: laboratorio@lumini.com.br
Tel: +55 11 3437-5555 Fax: +55 11 3437-5555
Address: Rua Ferreira Viana, 716 - Socorro - São Paulo/SP

lumini

LumCAT:

Luminaire: solum cob difusa

LampCAT: modulo led 15.5W 30K irc 90

Ballast type: led driver 350mA

Report No:

Voltage(V): 127.0000

Test No:

Current(A): 0.1150

Number of Lamps: 1

Power (W): 14.3600

Lamp flux(lm): 1260.0

PF: 0.9800

Length(mm): 130

Width(mm): 130

Phm Type: C

Height(mm): 0

Photometric Results

Lumens(lm): 459.31, Efficiency(%): 36.45% , Luminous Efficacy(lm/W): 31.99

Central intensity(cd): 280.018, Maximum intensity(cd): 280.018

Angle of maximum intensity: $C=0.0$ $\gamma=0.0$

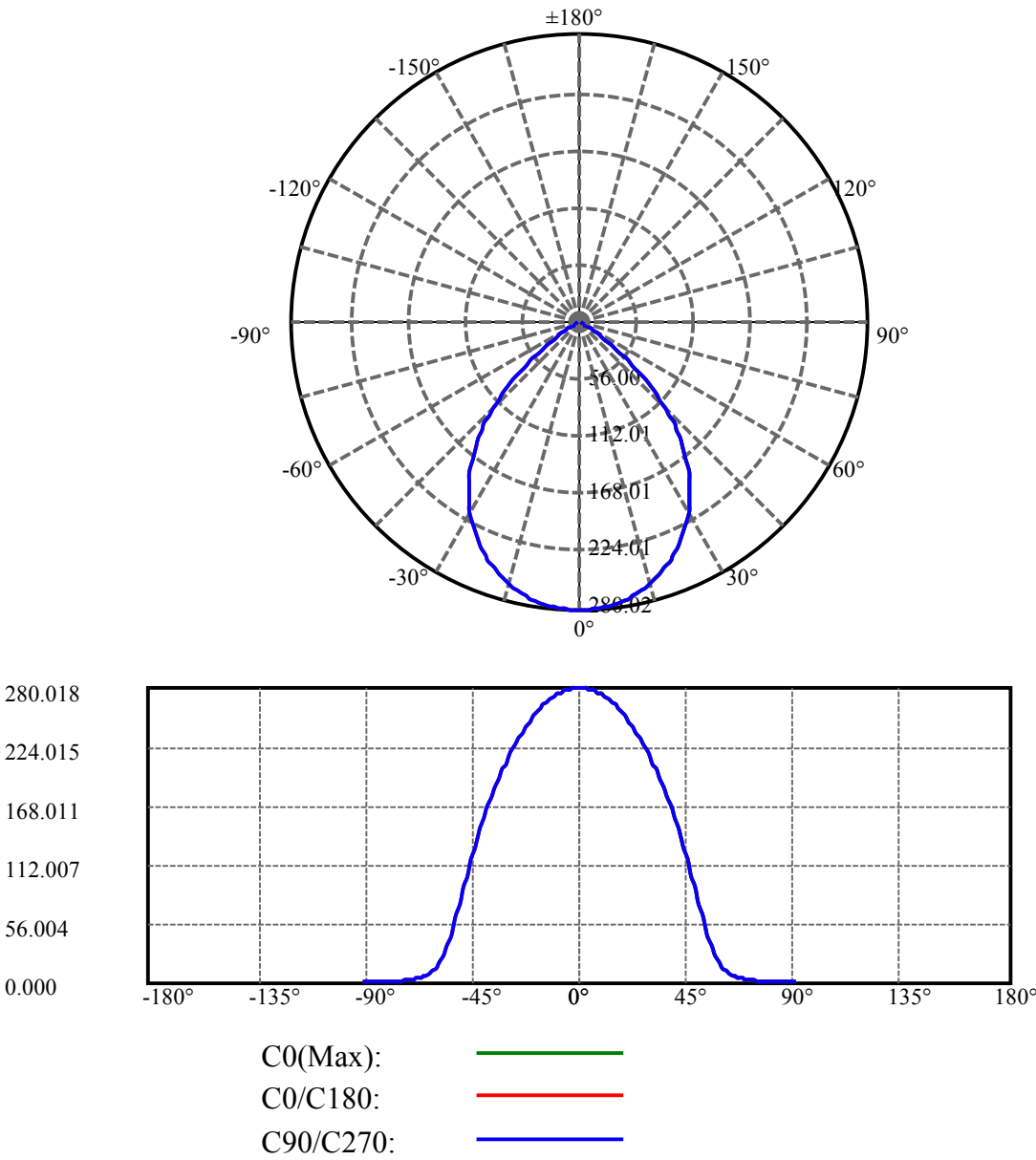
Beam angle of C0 plane : 84.46

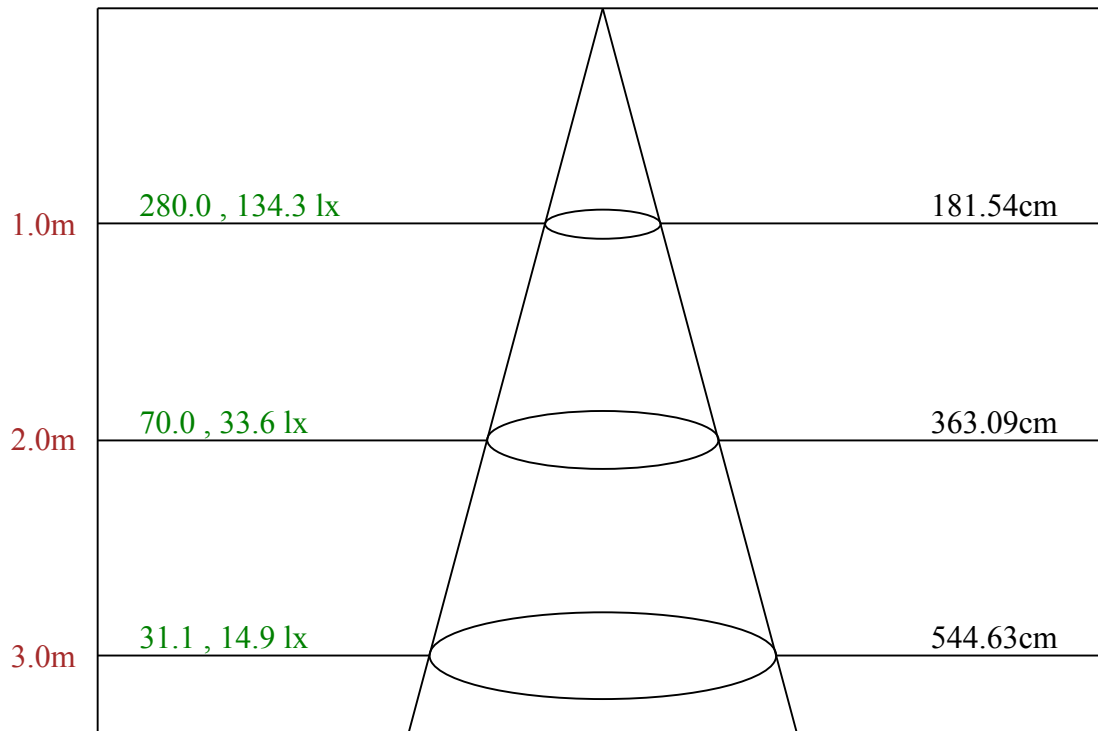
Average BeamAngle(IEC 61341): 84.46

Equipment: equipamento lumini
Temperature(°C): 25.5

Date: 17/09/2024
Humidity(%): 55.0%

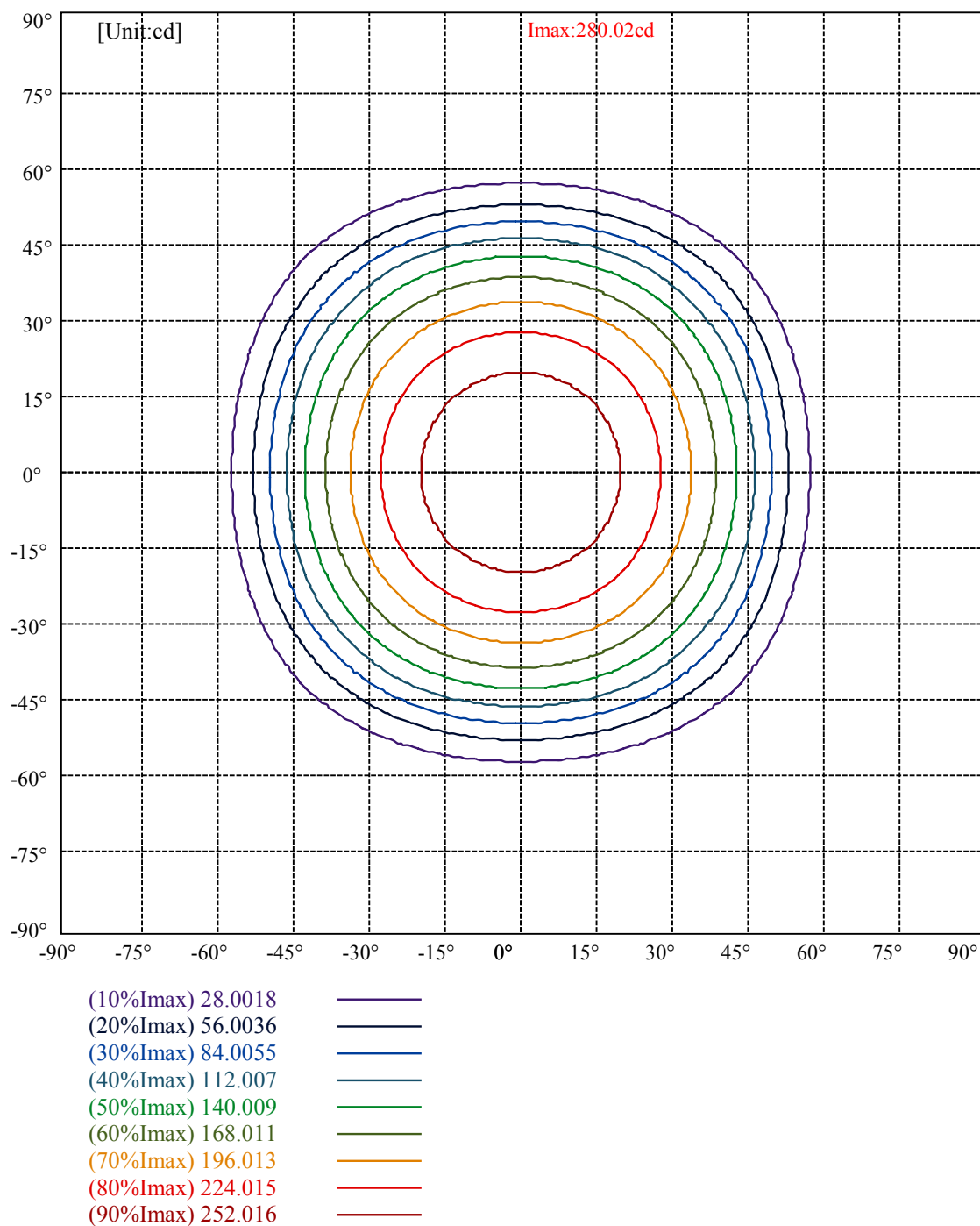
Operator: 01
Distance(m): 6.90





Max , Ave

Beam angle of C0 plane 84.46



lumini

Luminance Limiting Curve(no luminous side)

Appendix Page: 5 Total:6

Luminance Table

γ	45	50	55	60	65	70	75	80	85
C0	9897	6891	3738	1678	897	634	505	483	752
C45	9897	6891	3738	1678	897	634	505	483	752
C90	9897	6891	3738	1678	897	634	505	483	752

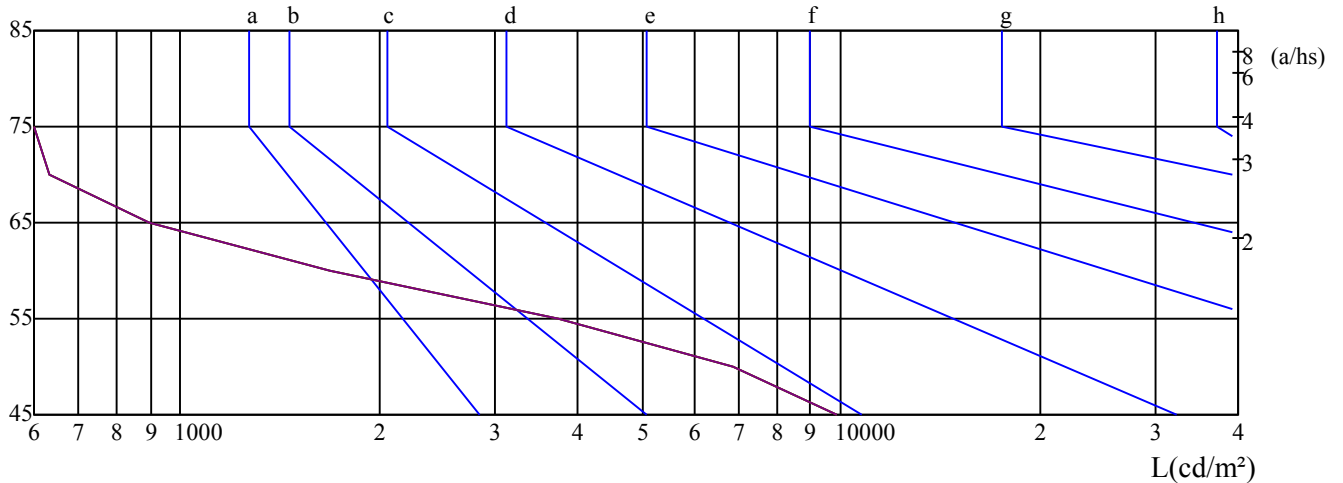
L(Hor)(65)	L(Ver)(65)	L45(65)	L(Hor)(75)	L(Ver)(75)	L45(75)	L(Hor)(85)	L(Ver)(85)	L45(85)
897	897	897	505	505	505	752	752	752

Glare Table

Glare	Quality	Service Values Illuminance(lx)							
1.15	A	2000	1000	500	≤ 300				
1.5	B		2000	1000	500	≤ 300			
1.85	C			2000	1000	500	≤ 300		
2.2	D				2000	1000	500	≤ 300	
2.55	E					2000	1000	500	≤ 300
		a	b	c	d	e	f	g	h

Luminance Limiting Curve

$\gamma(^{\circ})$



C0 —

C45 —

C90 —

Equipment: equipamento lumini
Temperature($^{\circ}\text{C}$): 25.5

Date: 17/09/2024
Humidity(%): 55.0%

Operator: 01
Distance(m): 6.90

Illumination assessment according UGR											
Rf of Ceiling	70	70	50	50	30	70	70	50	50	30	
Rf of Wall	50	30	50	30	30	50	30	50	30	30	
Rf of Floor	20	20	20	20	20	20	20	20	20	20	
Room dimensions		Viewed crosswise					Viewed endwise				
X	Y										
2H	2H	18.43	19.70	18.79	20.01	20.33	18.85	20.12	19.21	20.43	20.75
	3H	18.32	19.45	18.70	19.79	20.13	18.74	19.87	19.13	20.21	20.55
	4H	18.25	19.30	18.65	19.65	20.02	18.68	19.72	19.08	20.08	20.44
	6H	18.20	19.16	18.61	19.53	19.92	18.63	19.58	19.04	19.96	20.35
	8H	18.14	19.05	18.55	19.44	19.84	18.56	19.48	18.98	19.86	20.27
	12H	18.08	18.96	18.50	19.35	19.76	18.51	19.38	18.93	19.77	20.19
4H	2H	18.36	19.41	18.76	19.76	20.13	18.76	19.80	19.15	20.15	20.52
	3H	18.25	19.11	18.67	19.50	19.91	18.64	19.50	19.07	19.89	20.31
	4H	18.22	18.96	18.66	19.39	19.83	18.62	19.36	19.05	19.78	20.23
	6H	18.12	18.78	18.59	19.22	19.67	18.52	19.18	18.99	19.62	20.07
	8H	18.08	18.69	18.56	19.14	19.61	18.48	19.09	18.96	19.54	20.01
	12H	18.05	18.62	18.53	19.06	19.58	18.45	19.02	18.93	19.46	19.98
8H	4H	18.06	18.68	18.54	19.13	19.60	18.46	19.07	18.94	19.53	20.00
	6H	17.95	18.46	18.45	18.93	19.44	18.35	18.86	18.85	19.33	19.84
	8H	17.96	18.40	18.48	18.92	19.41	18.35	18.80	18.88	19.31	19.81
	12H	17.93	18.29	18.46	18.81	19.32	18.33	18.69	18.86	19.21	19.72
12H	4H	18.02	18.59	18.50	19.04	19.55	18.42	18.98	18.90	19.43	19.95
	6H	17.94	18.39	18.47	18.90	19.40	18.34	18.78	18.86	19.30	19.79
	8H	17.91	18.28	18.44	18.79	19.31	18.31	18.68	18.84	19.19	19.70
Variation with the observer position at spacings:											
S = 1.0H		1.5/-3.7					1.5/-3.7				
S = 1.5H		3.1/-8.6					3.1/-8.6				
S = 2.0H		5.0/-9.8					5.0/-9.8				
Standard tables:		BK0					BK0				
Uncorrected UGR		-1.3					-1.3				

依据CIE Publ. 117 计算 UGR, S/H = 0.25